

# WALY KORBOWE

## CRANKSHAFTS

FITS FOR:

**M.A.N.**

<b>Typ silnika Engine type</b>	<b>Cylinder</b>	<b>Ø</b>	<b>Nº OE</b>	
<b>D 0824</b>	R4	108	51.02101.7737	
<b>D 0826</b>	R6	108	51.02101.7735 51.02101.7649 51.02101.7653 51.02101.7605 51.02101.7609	
<b>D 2156 D 2356</b>	R6	121/123	51.02101.7123	
<b>D 2530</b>	V10	125	51.02101.7205	
<b>D 2538</b>	V8	125	51.02101.7204	
<b>D 2866</b>	R6	128	51.02101.7705	
<b>D 2866</b>	R6	128	51.02101.6081	
<b>D 2566 D 2866</b>	R6	125/128	51.02101.7405 51.02101.7390	
<b>D 2566 D 2866</b>	R6	125/128	51.02101.7515 51.02101.7741 51.02101.7708 51.02101.6037 51.02101.7613	
<b>D 2840</b>	V10	128	51.02101.7600 51.02101.7243	
<b>D 2842</b>	V12	128	51.02101.7601	
<b>D 2848</b>	V8	128	51.02101.7599	
<b>D 2876 LF</b>	R6	128	51.02101.6018 51.02101.6082 51.02101.7706 51.02101.6038 51.02101.6044	


MERCEDES


Typ silnika Engine type	Cylinder	Ø	N° OE	
<b>OM 401</b>	V6	125	401 030 19 01 401 030 15 01	
<b>OM 402</b> <b>OM 402LA Euro I</b>	V8	125	402 030 32 01 402 030 30 01 402 030 23 01	
<b>OM 401</b>	V6	125	421 030 24 01 421 030 17 01	Tylko dla BM 901/924 Only for BM 901/924
<b>OM 421 /A/LA</b>	V6	128	421 030 24 01 421 030 17 01	Silnik nr 493 530 ... Engine No 493 530 ...
<b>OM 441</b>	V6	130	421 030 24 01 421 030 17 01	Silnik nr 519 685 ... Engine No 519685 ...
<b>OM 402</b> <b>OM 422</b> <b>OM 442</b>	V6	125 128 130	422 030 43 01 422 030 37 01	Tylko dla BM 901 Only for BM 901
<b>OM 403</b>	V10	125	403 030 30 01	
<b>OM 403</b> <b>OM 423 /A/LA</b> <b>OM 443 /A/LA</b>	V10	125 128 1228/130	423 030 33 01 423 030 34 01 423 030 15 01	Tylko dla BM 911/933/935 Only for BM 911/933/935
<b>OM 407</b>	R6	125	407 030 16 01	
<b>OM 407 /A</b> <b>OM 427 /H/A/HA/LA</b> <b>OM 447 /H /A/HA/LA</b>	R6	125 128 128	407 030 24 01 447 030 07 01 447 030 08 01 496 030 02 01	
<b>OM 409</b> <b>OM429</b> <b>OM 449 /A/LA</b>	R5	125 128 128	409 030 11 03	
<b>OM 421 /A/LA</b>	V6	128	421 030 25 01 421 030 17 01	Silnik nr ... 493 529 Engine No ... 493 529
<b>OM424 /A/LA</b> <b>OM 444 /A/LA</b>	V12	128 128/130	44 030 07 01 444 030 05 01 444 030 04 01	
<b>OM441</b>	V6	130	441 030 22 01 441 030 17 01	Silnik nr 519 686 ... Engine No 519 686 ...
<b>OM 441 /A/LA</b>	V6	128	441 030 21 01	
<b>OM 422 /A/LA</b> <b>OM 442 /A/LA</b>	V8	128	442 030 08 01 442 030 03 01	
<b>OM 442 /A/LA</b>	V8	128	442 030 09 01 442 030 04 01	
<b>OM 501 LA</b>	V6	130	541 030 08 01 541 030 06 01 541 030 02 01	


## VOLVO

Typ silnika Engine type	Cylinder	Ø	Nº OE	
<b>TD 100/101/102 THD 100/101/102</b>	R6	120,64	1545657-7 467709	
<b>TD 103</b>	R6	120,64	8194456	
<b>TD 121/122/123</b>	R6	130,18	470681-8 468617 478676	
<b>D 12 A</b>	R6	131	1547468-7	
<b>TD 123</b>	R6	130,18	478 676-0	

***FHU WUES Waldemar Stopiński***

 +48 602 402 655

 +48 17225 6874

 +48 17 225 6854

 [wues@poczta.jzk.pl](mailto:wues@poczta.jzk.pl)